


APPENDIX B
Public Opinion Survey



Peoria Eastern Ring Road
Major Investment Study:
Household Sample Surveys of
Commuters in the
Peoria-Pekin MSA and
Tazewell/Woodford Counties

by

Bernard Goitein, Phd

February 12, 1996

Report Submitted to CH2M Hill

Executive Summary

Two sample surveys of commuters were performed: one among households in the Peoria-Pekin MSA (Metropolitan Statistical Area; Peoria, Tazewell and Woodford counties); a second restricted to residents of Tazewell and Woodford counties.

The majority of both samples enjoy a short (under 15 minutes) trip to work. Majorities of both samples report no problems in response to an open ended question about problems in travel to work, and majorities report no problems with traffic congestion when specifically asked.

Majorities approve of the completion of the ring road (and large minorities have heard of the plan). Majorities approve (and greater majorities have heard) of the proposed direct highway to Chicago. Consistent with their approval of these road construction proposals, 45% of both samples rate improving the road system "very" important to the area.

Over 80% of both samples drive (alone) to work. With short commutes and minimal traffic congestion there is little perceived need to explore any transportation alternatives. Indeed, 1% or fewer normally use a public bus to go to work. Limited bus availability offers a partial explanation: only 23% overall (9% in Tazewell/Woodford) report having a bus for a commute. But even of those with a bus available, only 37% use it. Among those who don't have a bus available, a similar proportion say that they would, if it was available. Their use would be infrequent: among those who had used a bus in the last year, only 15% did so in the seven days prior to the interview. About 40% of each sample think that better public bus service is "very important" to the area.

Carpooling and sharing a car with others to work is less rare than bus use: such commuting is normal for 10-15% of commuters in the two samples. Hypothetical interest in carpooling is also more frequently stated than hypothetical bus use: 53% - 54% of commuters in the two samples would use a carpool if one was organized. About 30% of each sample think that increasing car pool use would be "very" important to the area.

Two additional transportation related public policies are rated by respondents for their importance to the area: "improved bicycle riding opportunities" and "controlling growth of area communities". Improving bicycle riding opportunities is strongly endorsed (rated as "very" important by 46% of the tricounty sample and by 38% of the Tazewell/Woodford sample). The notion of controlling community growth, however receives little support, with only about one in five rating such controls as "very" important for the area.

Complete results of the analyses performed appear in the attached graphs and discussions that review survey findings of both samples and of selected subsamples. These are in three sections: Tricounty and Tazewell/Woodford residents working outside the home: overview of commuters and commuting patterns; Problems in transportation to work; and Commuting options: behavior and attitudes.

The appendix includes, for each sample, the complete survey results to the questionnaires, with percentages of valid responses among respondents to whom each question was posed appearing on a copy of the survey questionnaire itself.

Survey Method

Telephone numbers of households were drawn in a stratified random sample of the directories of Peoria-Pekin MSA and households with at least one adult resident working outside the home identified. One commuter per household was selected and 218 successfully interviewed in the Peoria-Pekin MSA.

The completion of the "ring road" around East Peoria, extending from the Peoria County (western) bank of the Illinois River on a new bridge into Woodford County, and past Washington (in Tazewell County) to I-74 in East Peoria (Tazewell County) is of particular relevance to those commuters residing east of the Illinois River (i.e., in Tazewell and Woodford counties). A supplementary household sample was therefore selected in these counties from the directories of the Peoria-Pekin MSA. Using the same sampling and interviewing methodology as the tricounty sample, one commuter per household was selected and 218 successfully interviewed in Tazewell and Woodford counties.

A total of 456 commuters were contacted for interview in this study, among whom 120 refused, for a rate of 26% refusals among contacted eligible commuters. Since one commuter was selected for interview from each eligible household, the sample over-represents commuters living in single earner households, as that person is automatically selected for interview, whereas in dual earner households, only one of the two is interviewed. Results of each interview are therefore weighted by the number of commuters in that household, in order to correct the percentage distributions of response for any under-representation of the views of commuters in multiple earner households.

For a sample of 218, the standard error for a proportion is slightly below 3.5%. If every commuter living at a telephone number listed in its area directory was approached using the same survey administration procedures as here, the chances are 7 in 10 that the proportions would differ from those reported here by no more than 3.5 percentage points.

Tri-County and
Tazewell/Woodford
Residents Working
Outside the Home:
Overview of Commuters
and Commuting Patterns

Tricounty and Tazewell/Woodford residents working outside the home: overview of commuters and commuting patterns

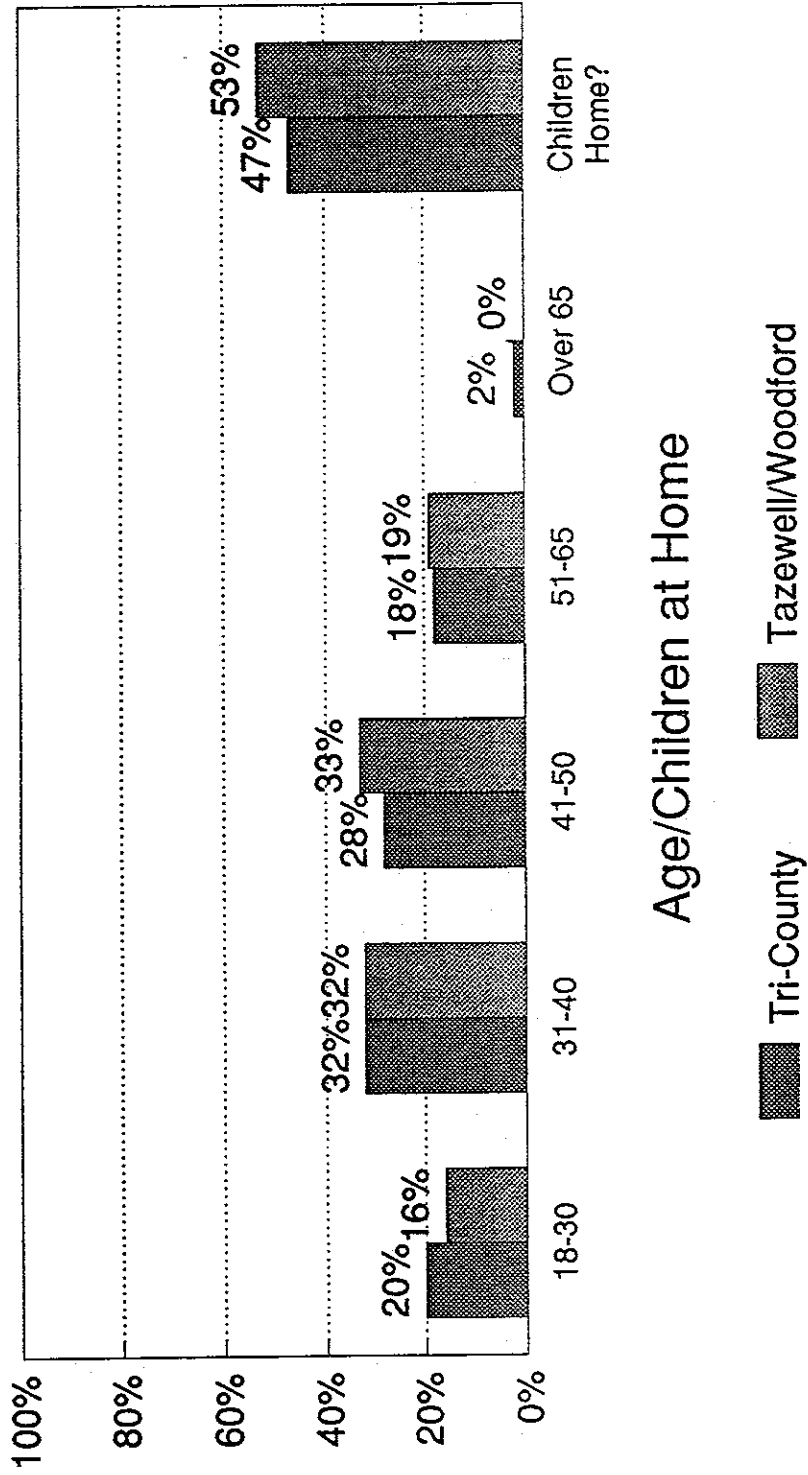
Commuters are found among adults of all ages up to 65; few still continue to work outside the home after age 65. Nearly half have children below age 18 living at home. The Tazewell/Woodford resident commuters are slightly less likely than the tricounty as a whole to be below age 30, and slightly more likely to have children in their home.

The three county metropolitan area has a population of just under 345,000 with its major central city, Peoria, on the western bank of the Illinois River. A total of 64% of commuters work west of the Illinois, with the city of Peoria the commuting destination of 46%. About one fourth (26%) work east of the Illinois. Most commutes are completed in under 30 minutes; the majority are at work in 15 minutes. Close to half (47%) of the commuters residing east of the Illinois River (i.e., in Tazewell/Woodford counties) also work east of it, while 41% take a bridge to a work site west of the Illinois River (nearly a third, 32%, go to work in Peoria city).

Among the commuters who live east of the Illinois River, 35% live or work north of I-74, in and around Washington or in Woodford County. Their commuting would gain the greatest direct benefit from completion of the ring road. Another 26% live on or south of I-74, and commute to work on a bridge over the Illinois River. This group would benefit indirectly, as the new bridge over the Illinois River should reduce congestion on the existing bridges. The remaining 39% live in communities on I-74 or south of it: most of these also work in communities on I-74 or south of it, in some cases, they go to a different work site each day. Benefits of the new road would likely be limited and only indirect in nature for these 39% of Tazewell and Woodford county commuters.

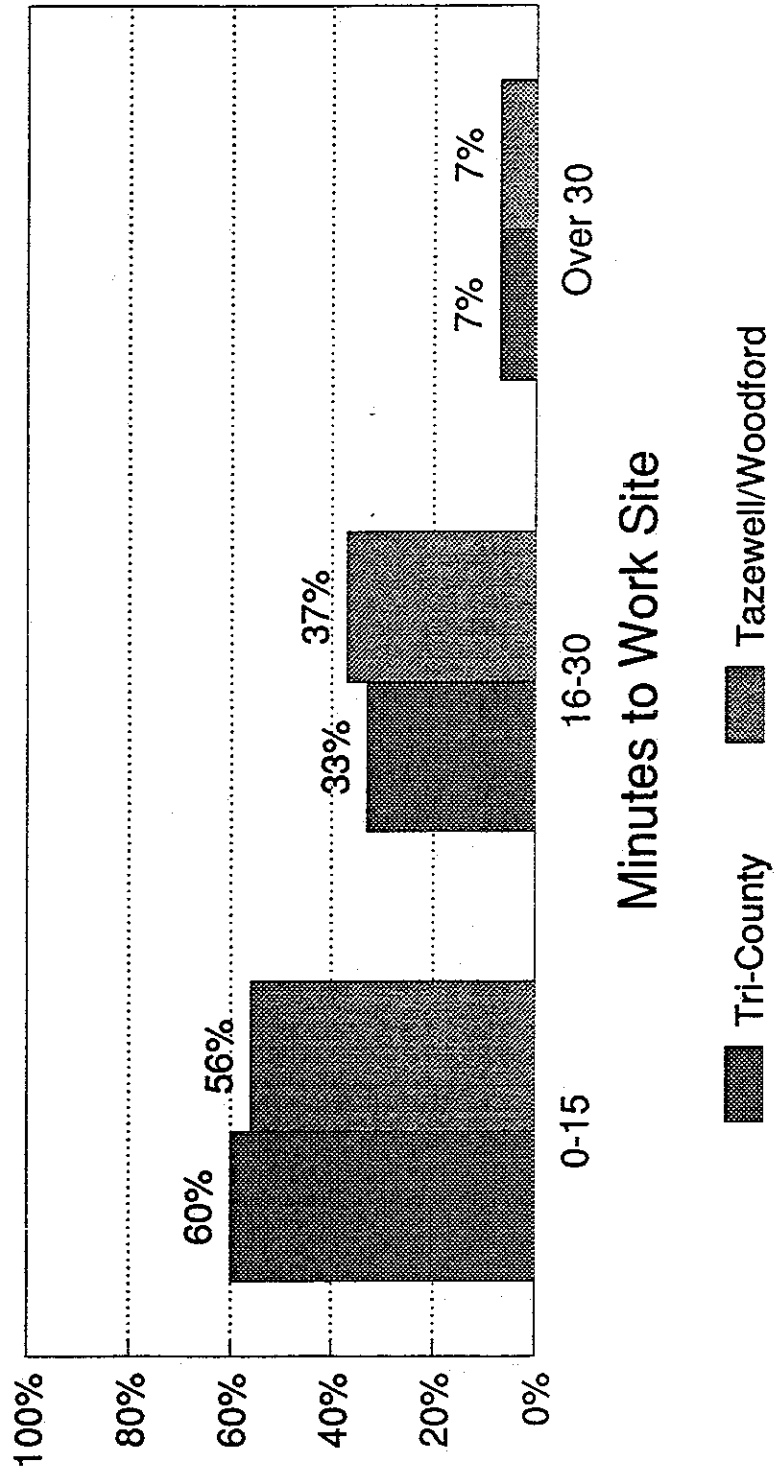
Background Characteristics of Persons Working Outside the Home

(TriCounty and Tazewell/Woodford sample)



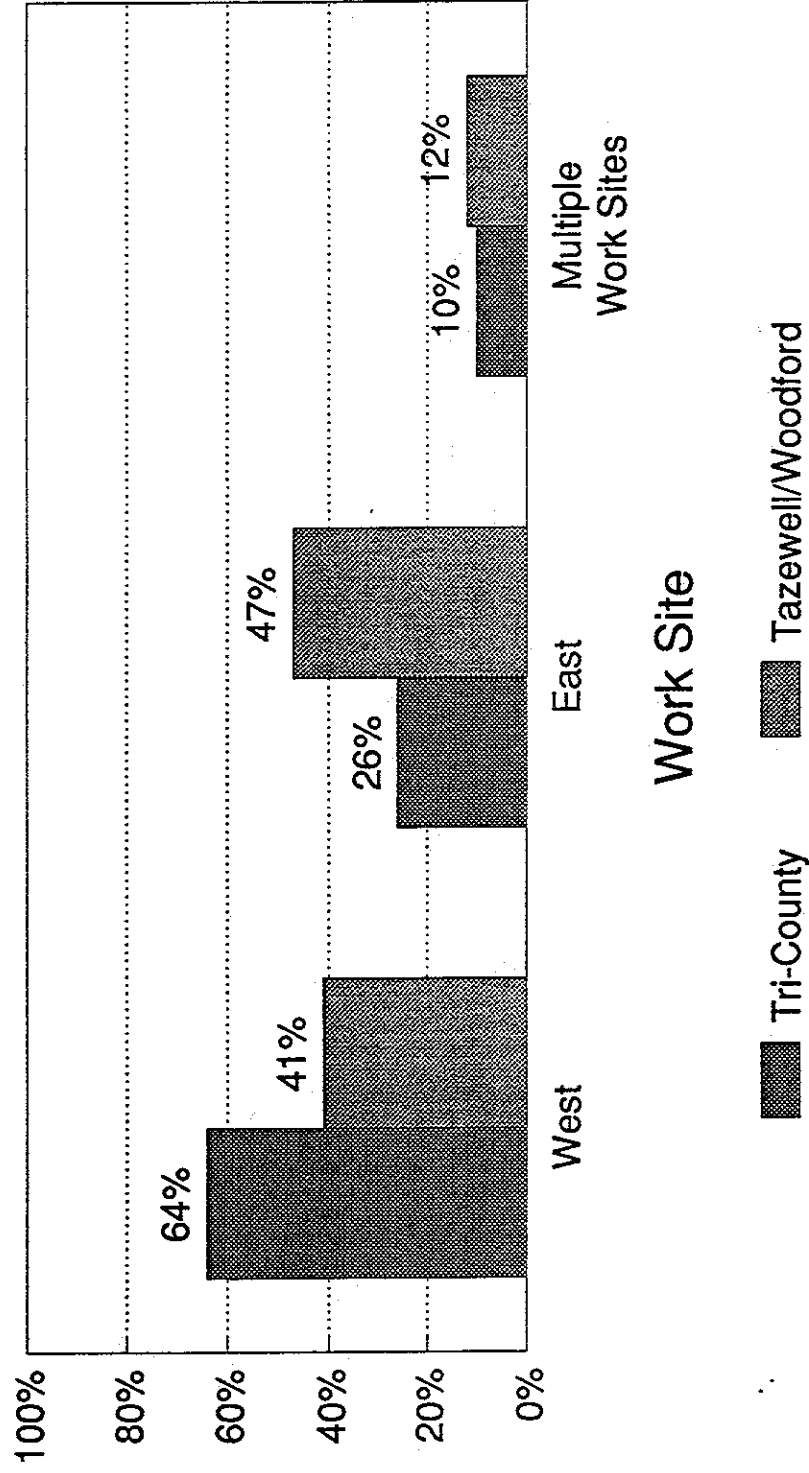
n=218 cases for each survey sample of persons working outside the home

Travel Time to Work (Tri-County and Tazewell/Woodford samples)



excludes 10% of cases with multiple work sites

Work East/West of Illinois River? (Tri-County and Tazewell/Woodford samples)

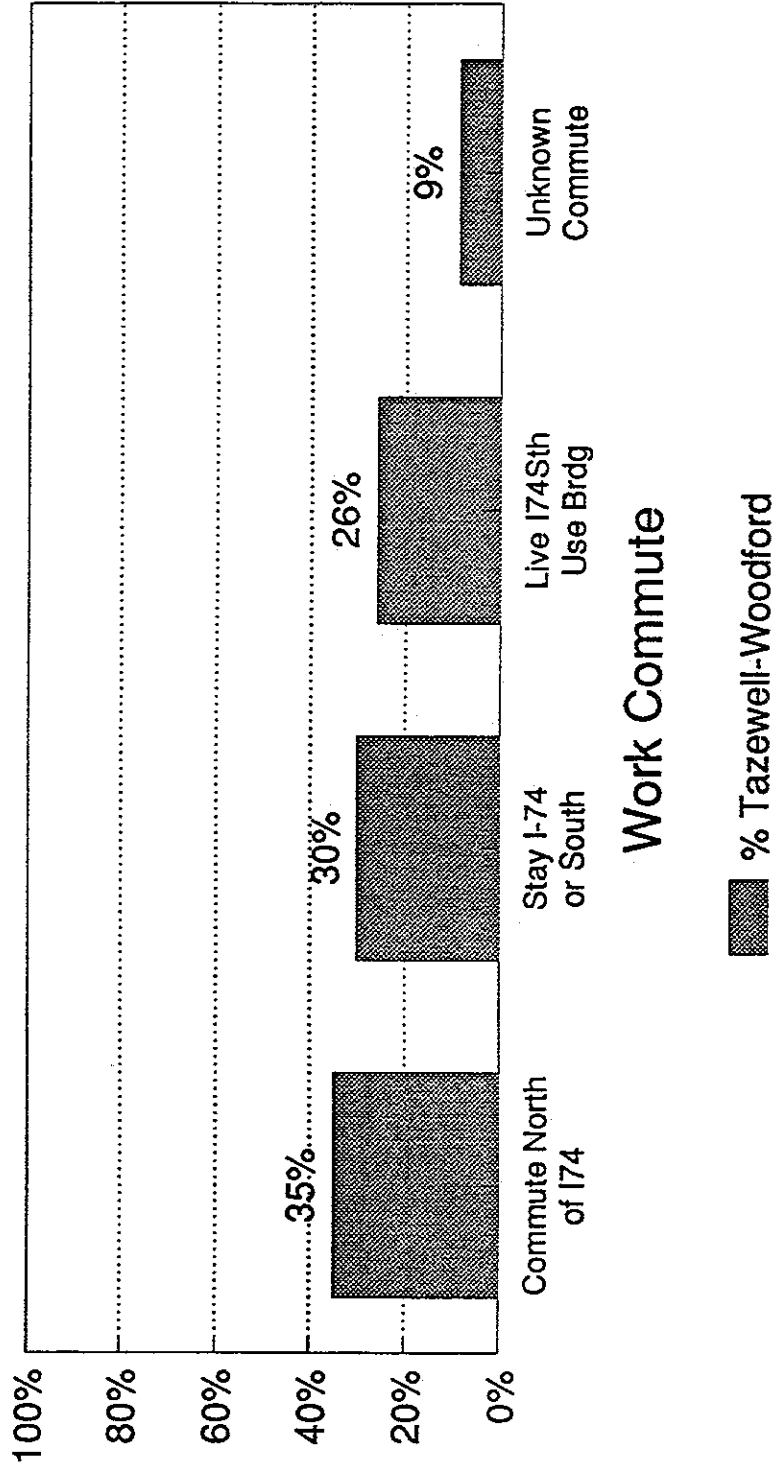


n=218 cases for each survey sample

Work Commute: Bridge Use and Driving

Affected by Proposed Ring Road

(Tazewell/Woodford Counties Sample)



n=218 Taz/Wood residents who work outside the home. Tri-county not reported, as only 26% cross I River to Taz/Wood.

Problems in
Transportation to Work

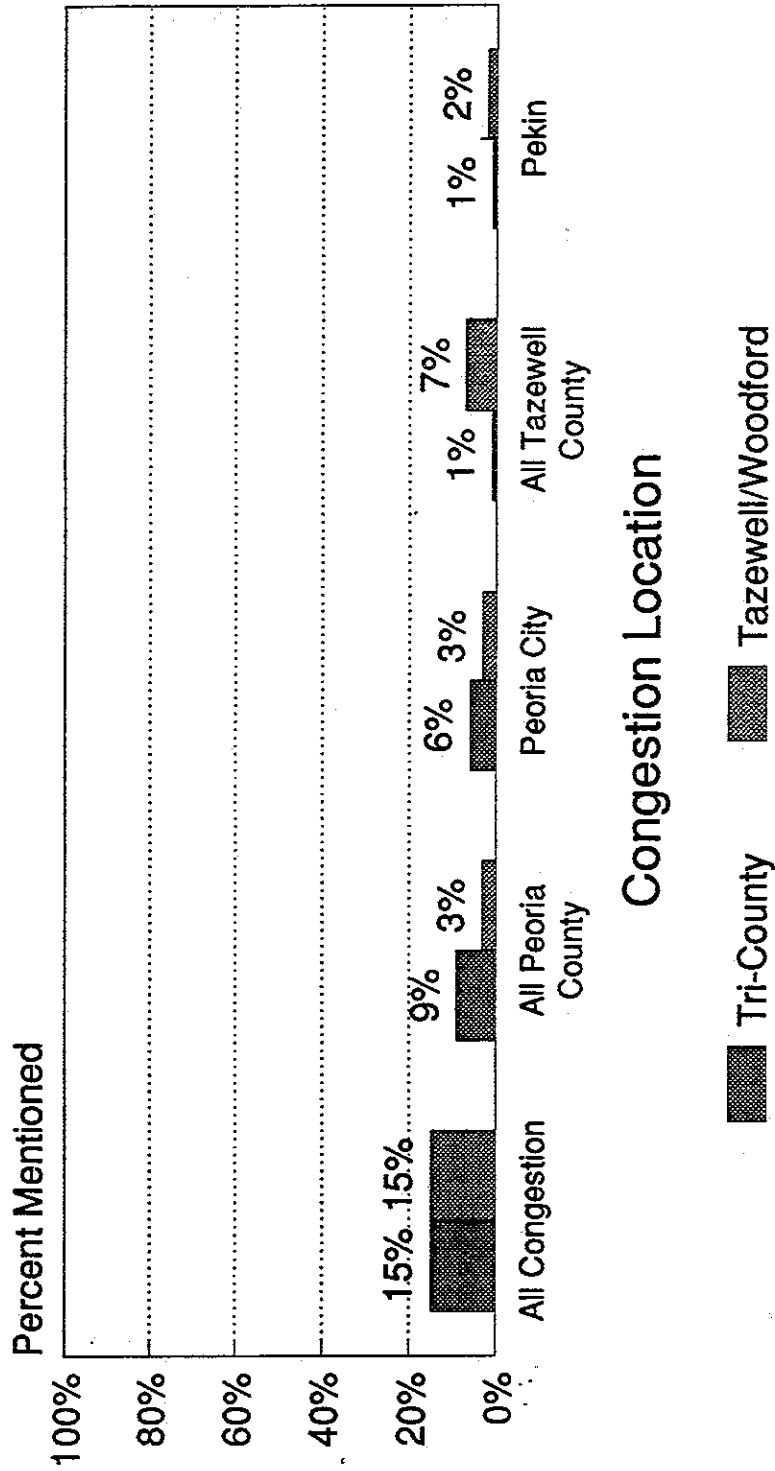
Problems in transportation to work

All commuters were asked an open ended question about transportation problems: What things concerning your travel to work do you consider problems and would like to see changed, if possible? As local commuting distances and travel times are short, it is not surprising that only 36% of the tricounty sample mention any problem in response to the question, a figure that falls to 31% among the Tazewell and Woodford counties' resident commuter sample.

The single problem most often mentioned is traffic congestion, cited by 15% of both samples. No one area generates traffic congestion complaints by 10% of respondents. Locations in Peoria county are those most likely to be cited, by 9% overall and by 3% of Tazewell/Woodford commuters, mostly in the city of Peoria (6% overall, 3% in Tazewell/Woodford). The second most often mentioned category of problem is road safety (10% overall complaining, 7% of Tazewell/Woodford cases doing so). Remaining categories of complaints are offered by fewer than 10% of commuters. Problem areas motioned by at least 2% of cases are displayed in the graphs.

When asked directly about problems with traffic congestion, on a scale of "great" problem, "moderate" problem, "slight" problem, or "no problem at all" the majority of both samples report it is "no problem" for them. This result is consistent with the low percentage of complaints found in the open ended question about congestion problems when driving to work. Only 4% of each sample states traffic congestion is a "great" problem, while 17% find it a "moderate" problem.

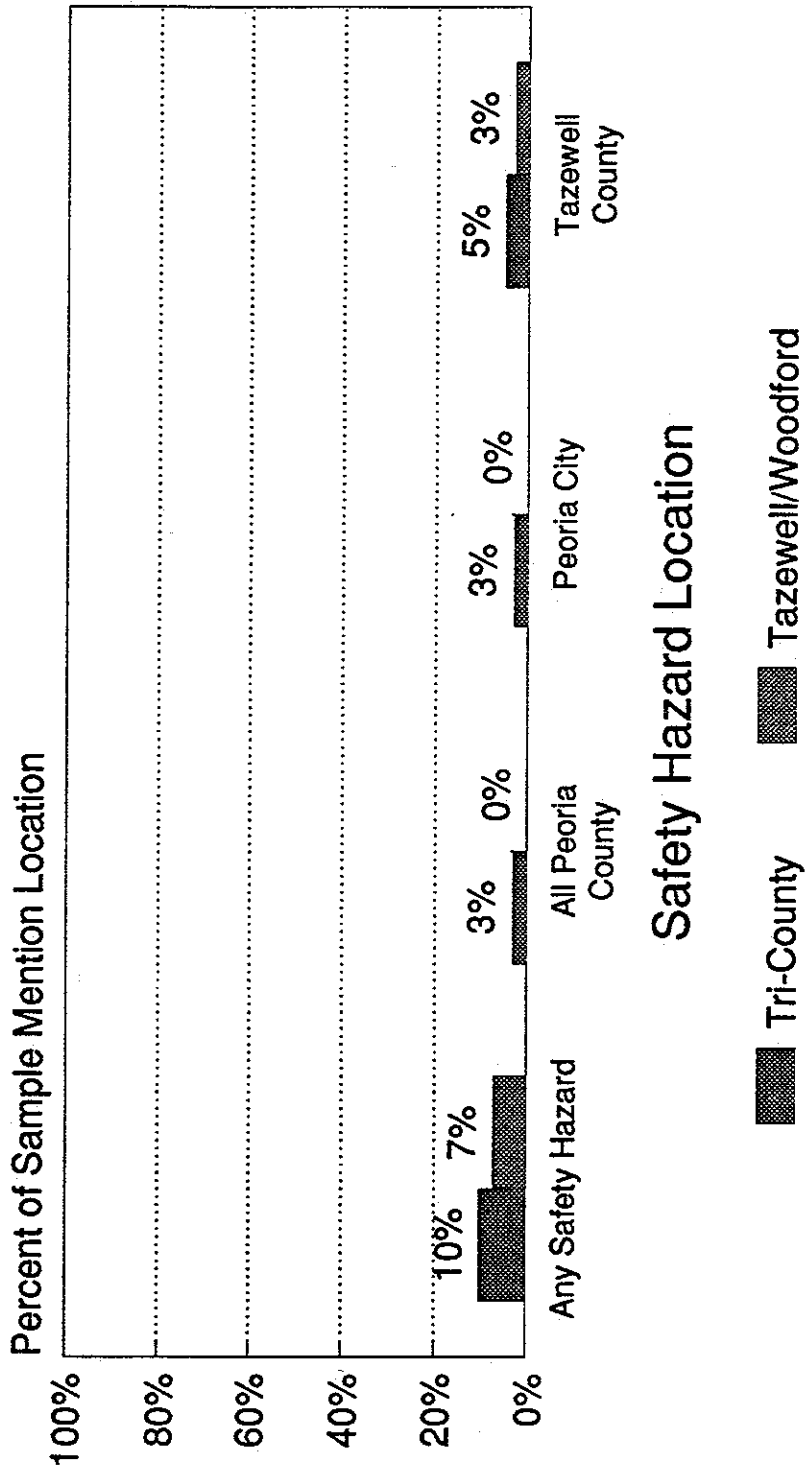
Congestion Problem Locations Mentioned (TriCounty and Tazewell/Woodford)



n=218 cases for each sample. Includes all congestion location mentioned by at least 2% of persons in either sample.

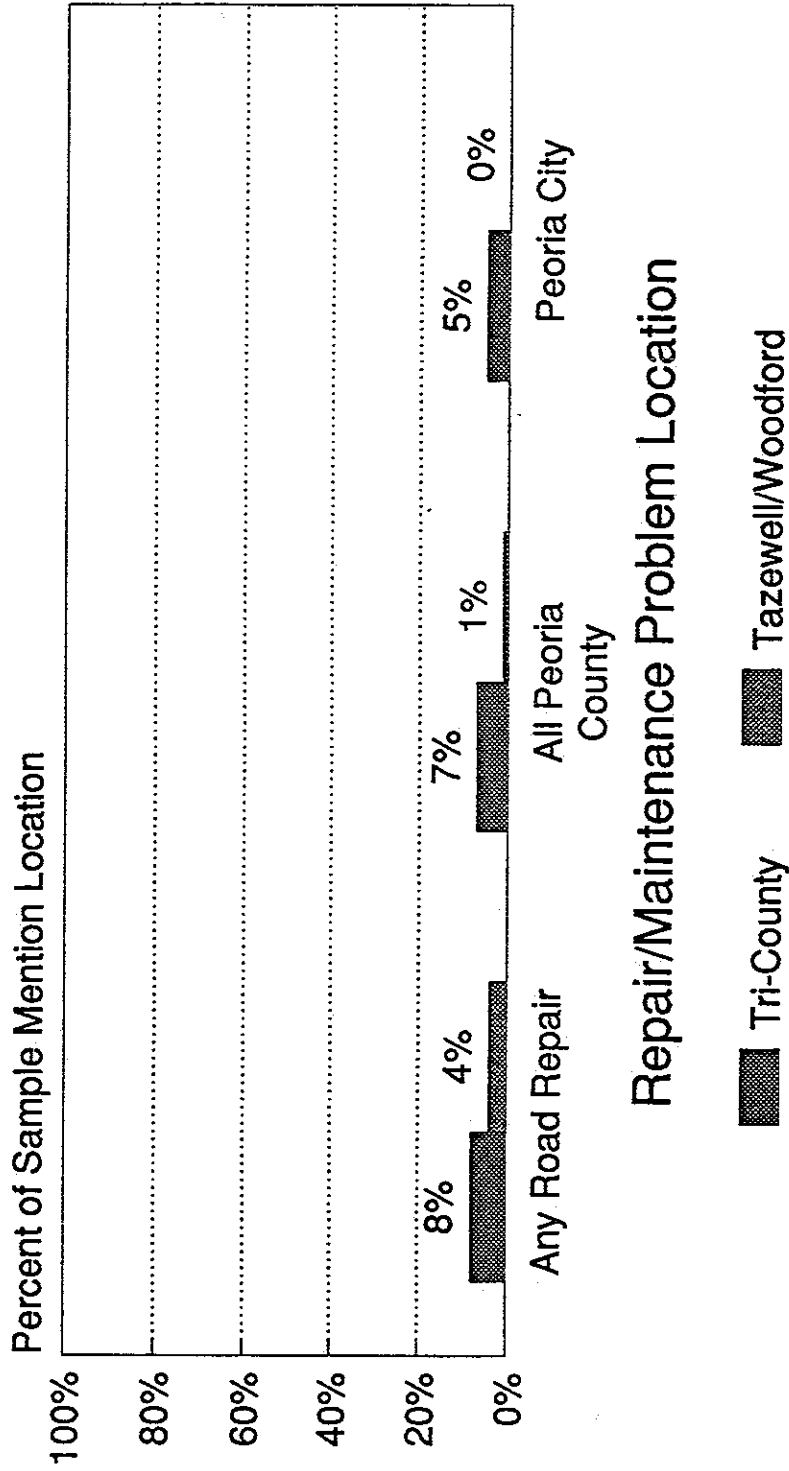
Safety Hazard Locations Mentioned

(TriCounty and Tazewell/Woodford Counties Resident Survey Samples)



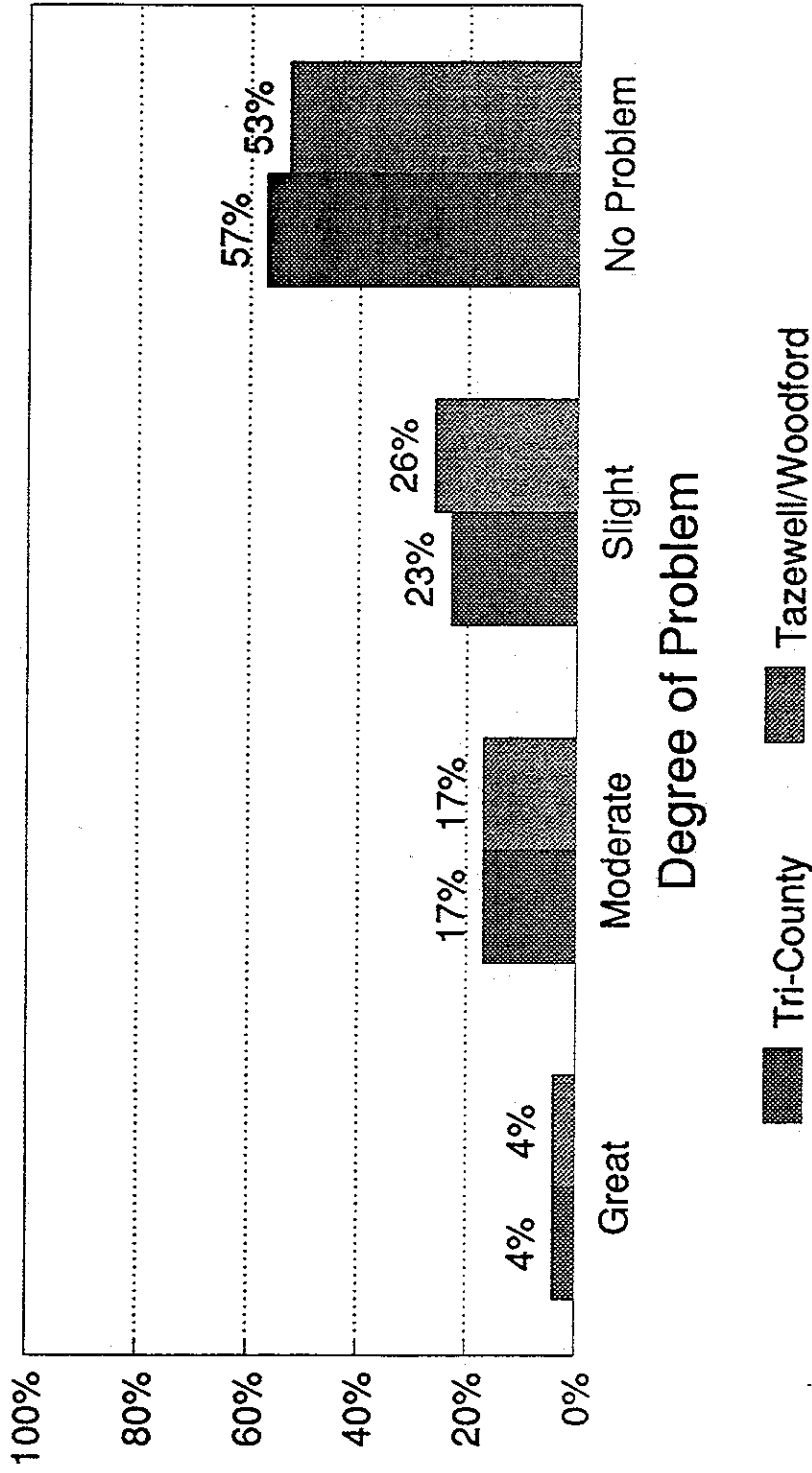
n=218 cases for each sample. Includes all safety hazards mentioned by at least 2% of persons in either sample.

Location of Road Repair and Maintenance Problems Mentioned by TriCounty and Tazewell/Woodford Survey Samples



218 cases for each sample. Includes all repair/maintenance problems mentioned by at least 2% of persons in either sample.

Problem with Traffic Congestion (Tri-County and Tazewell/Woodford samples)



n=218 cases for each survey sample

Commuting options: Behavior and attitudes.

People most often drive to work alone, with a small percentage (14% overall, 11% in Tazewell/Woodford counties) sharing their car or carpooling, and only a few using a company van, a public bus, walking or riding a bike to work.

Development of the new ring road around East Peoria is favored by 64% of tricounty commuters and by 57% of the Tazewell/Woodford county cases. Consistent with the limited media coverage of the planned road, awareness of the plan (42% of tricounty, 43% of Tazewell/Woodford counties) lags behind its approval rating. Consistent with the greater media coverage of efforts to develop a more direct interstate highway to Chicago from the Peoria area is the greater awareness of the proposal (72% of tricounty, 73% of Tazewell/Woodford counties commuters). A majority (57% tricounty, 54% of Tazewell/Woodford counties) approve of that idea as well. Improving the road system, in general, is viewed as "very" important by 45% of each sample.

Improved public bus service, is seen to be "very" important by 42% of tricounty, 38% of Tazewell/Woodford commuters. A need for bus service improvement is implied by the finding that only 23% of commuters in the tricounty (and just 9% of those living in Tazewell/Woodford counties) believe that there is a public bus that could take them to work. Only 8% (1% of Tazewell/Woodford counties) used a bus to go to work in the last year and only 1% in the last week (less than 1% in Tazewell/Woodford counties).


Willingness to use busses is not high, even when available: Just 37% of the commuters who believe that there is bus that could take them to work have done so in the last year. Those who do not believe there is bus service from their home to their work were asked if they would use a bus, were it available. Just under 30% of both samples say that they would use such a bus if available, little different from the 37% who in fact did use an (available) bus.

Just under 30% of each sample views the increase of carpooling to be "very" important for central Illinois. Interest in carpools, were they available, however, is fairly high; higher than for busses. Asked if they would use a carpool, if one was organized from their home to their workplace, a majority (53% overall, 54% of Tazewell/Woodford counties) states that it would.

When asked about the importance of improved bicycle riding opportunities in this area, close to half (46%) of tricounty commuters and 38% of Tazewell/Woodford commuters rate it "very" important. These results point to a preferred direction for transportation policy support that has received insufficient attention to date in this area.

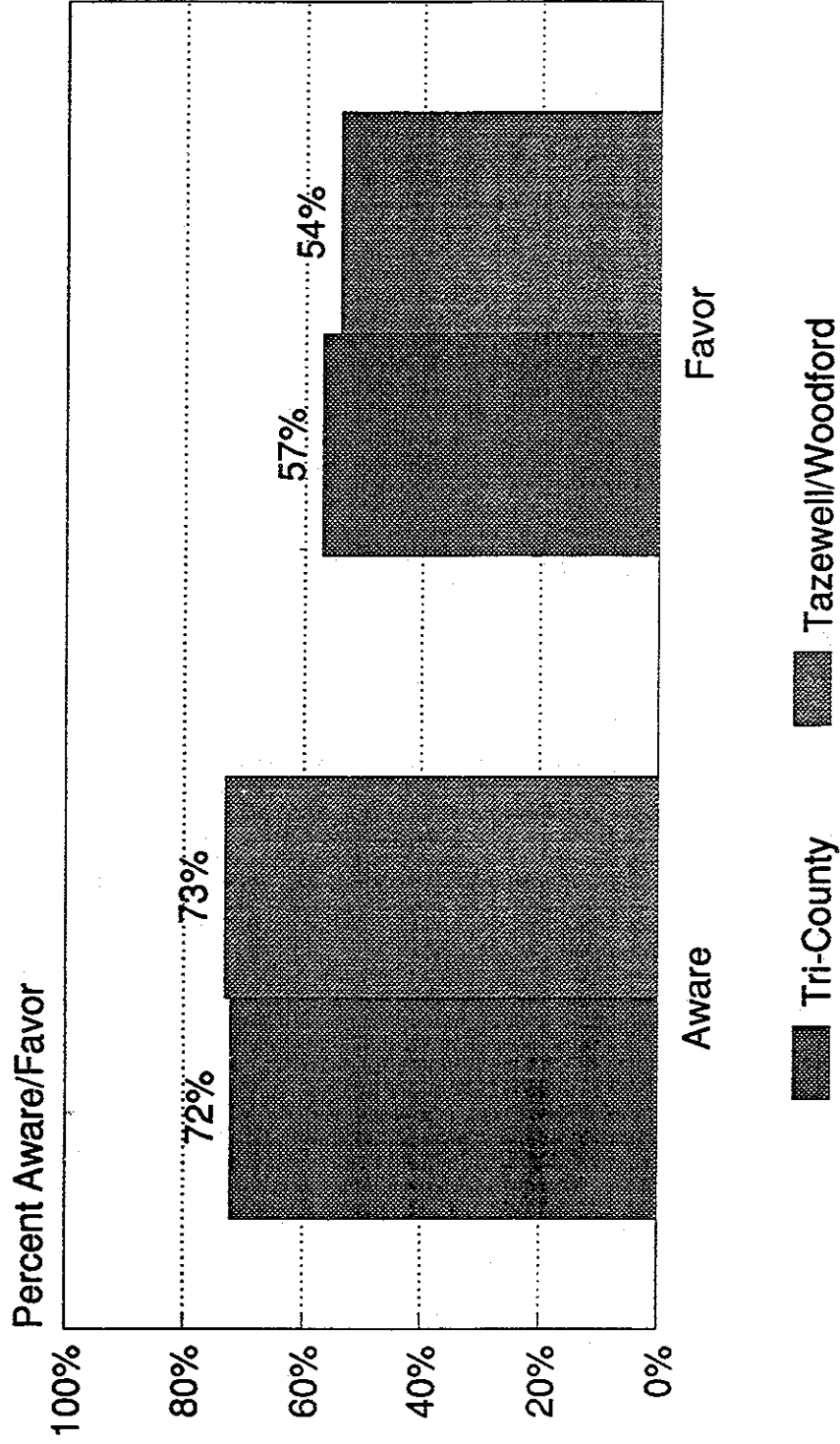
When asked about another public policy related to transportation, that of controlling community growth, little interest or support is found: Just 22% of tricounty and 20% of cases in Tazewell/Woodford counties rate it "very" important for central Illinois. The proportion rating the proposal "very" important is smaller than the percentage rating it "not" important: 25% rate the idea "not" important in the tricounty sample, 27% in the Tazewell/Woodford sample. In fact, while the potential response options stated by the interviewer for each policy proposal include "very", "somewhat" and "not" important, the idea of controlling growth generated the volunteered response that it is important to avoid such controls among 9% of Tazewell/Woodford and among 6% of tricounty commuters.

How People Get To Work (Tri-County and Tazewell/Woodford samples)



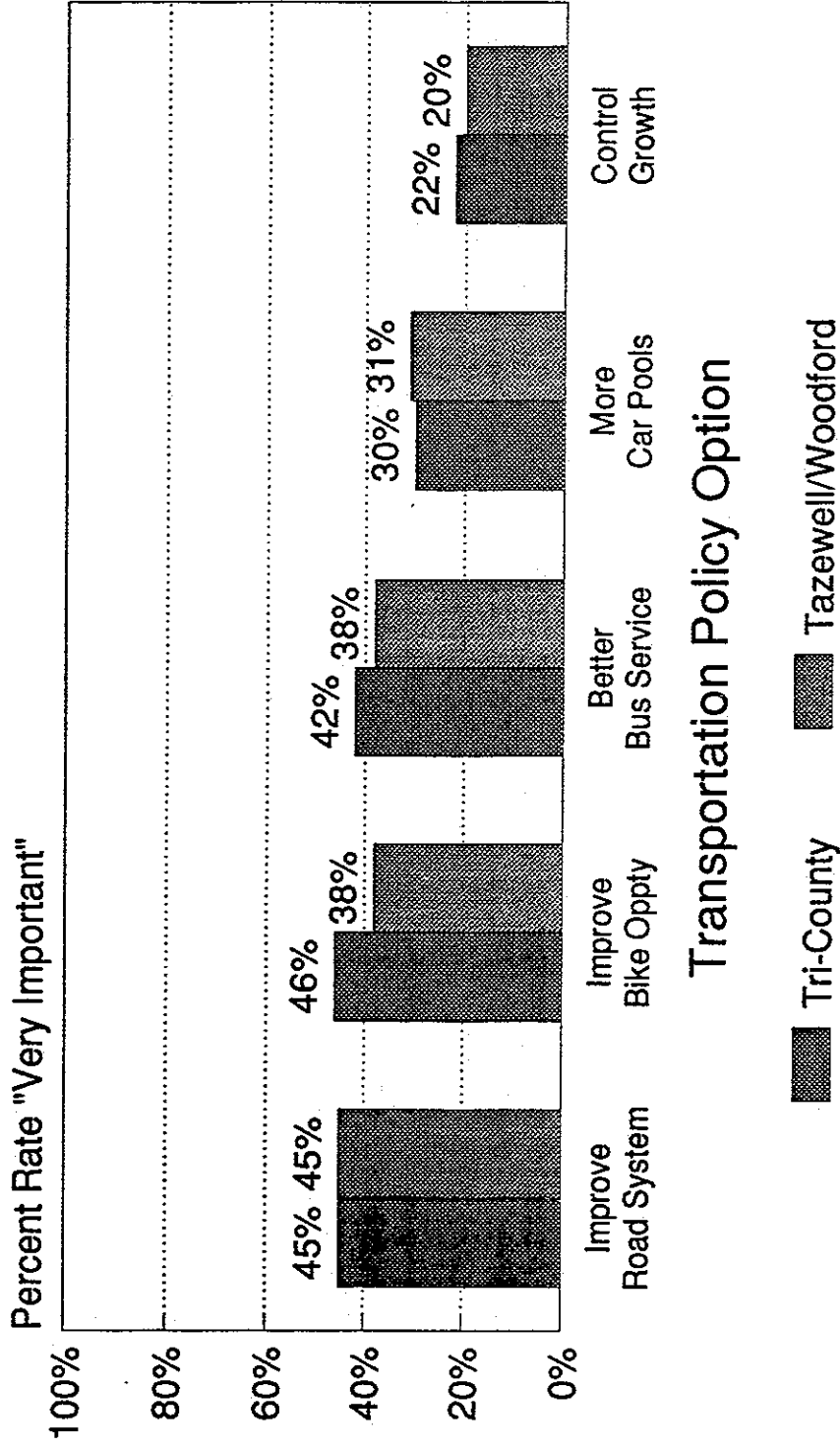
n=218 cases for each survey sample

Awareness/Attitudes about Direct Interstate Highway to Chicago (TriCounty and Tazewell/Woodford)



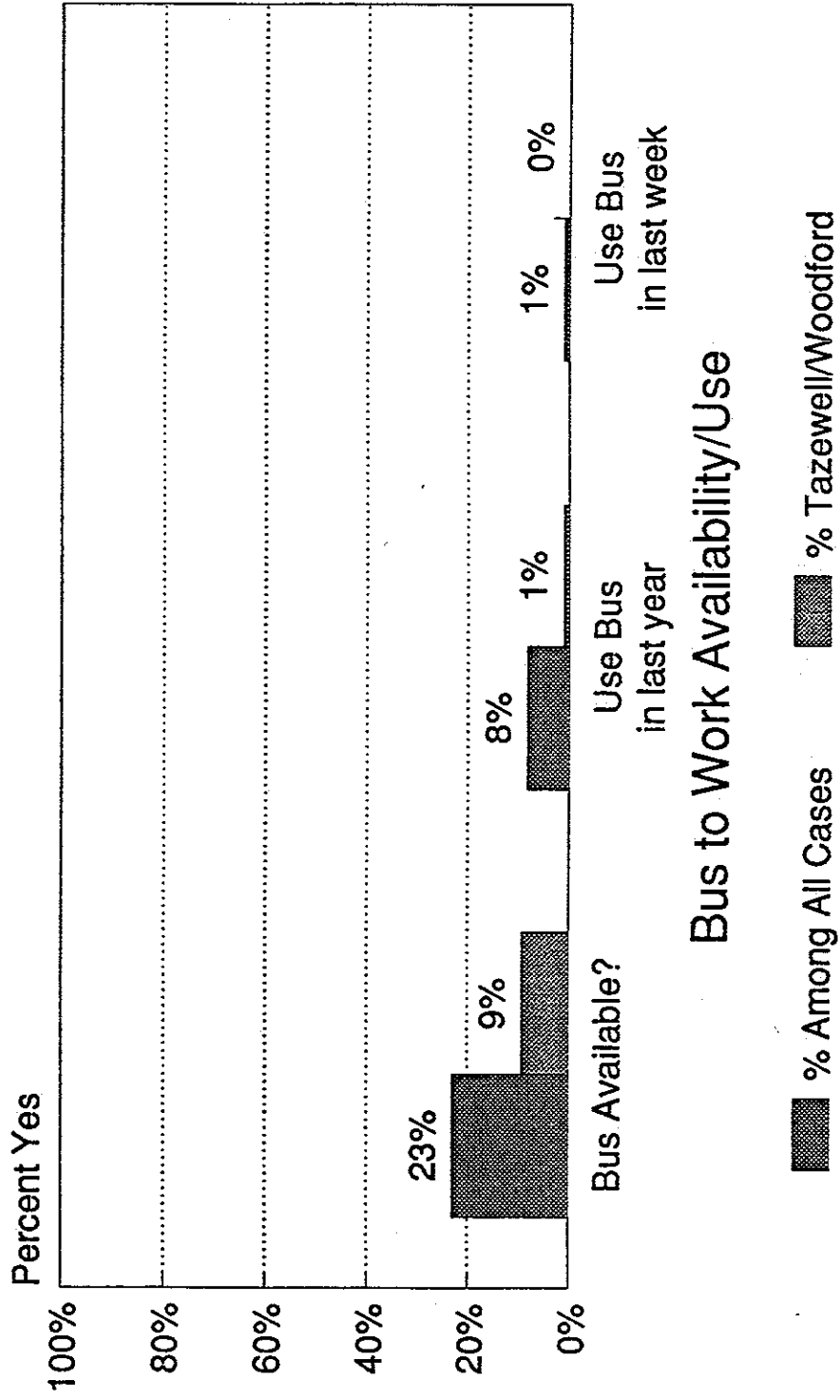
n=218 cases for each survey sample

Ratings of "Very Important" For Transportation Policy Options (TriCounty and Tazewell/Woodford sample)



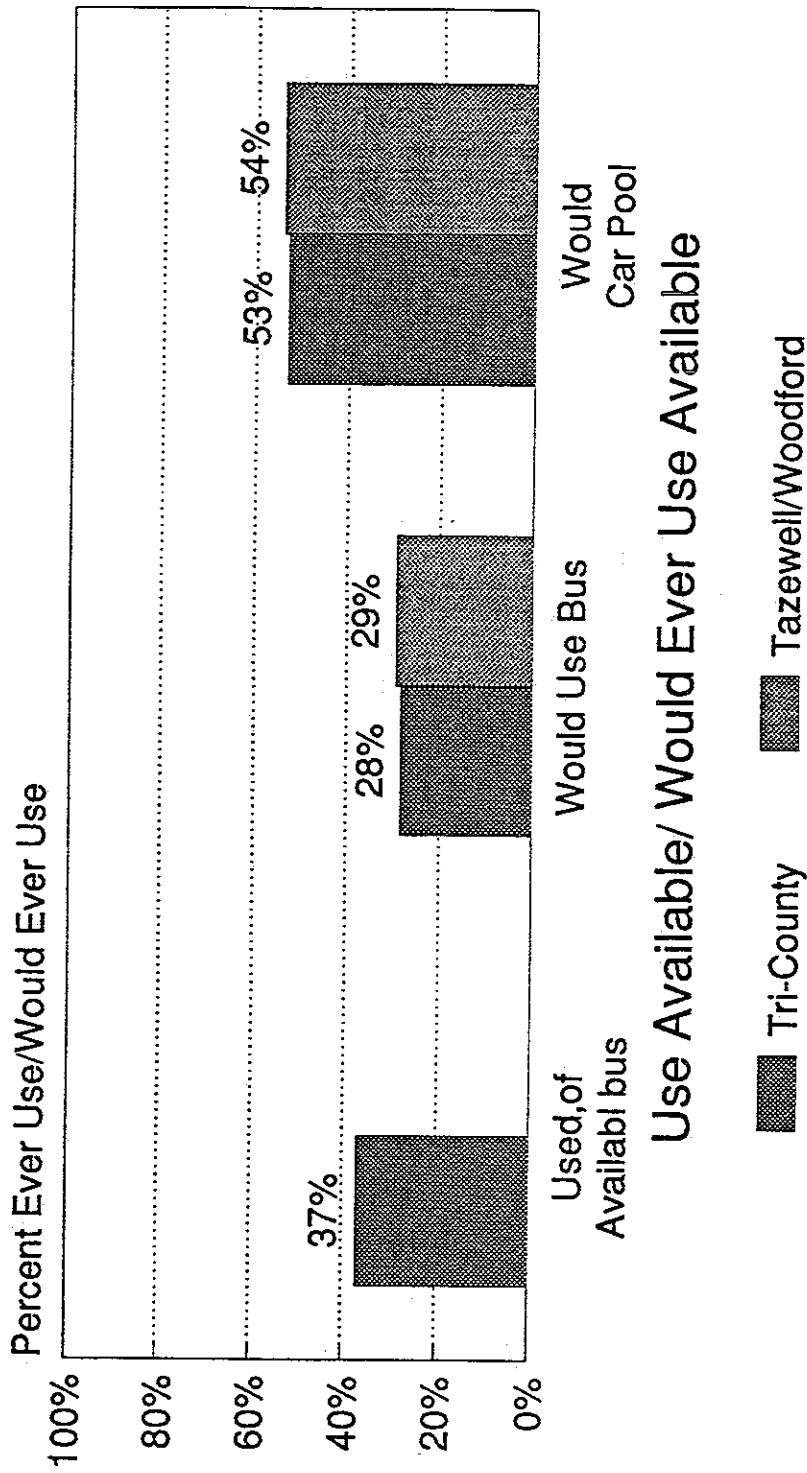
n=218 cases for each survey sample

Bus Availability and Use (TriCounty and Tazewell/Woodford Samples)



n=218 cases for each survey sample.

Alternative Transport Usage (Tri-County and Tazewell/Woodford Samples)



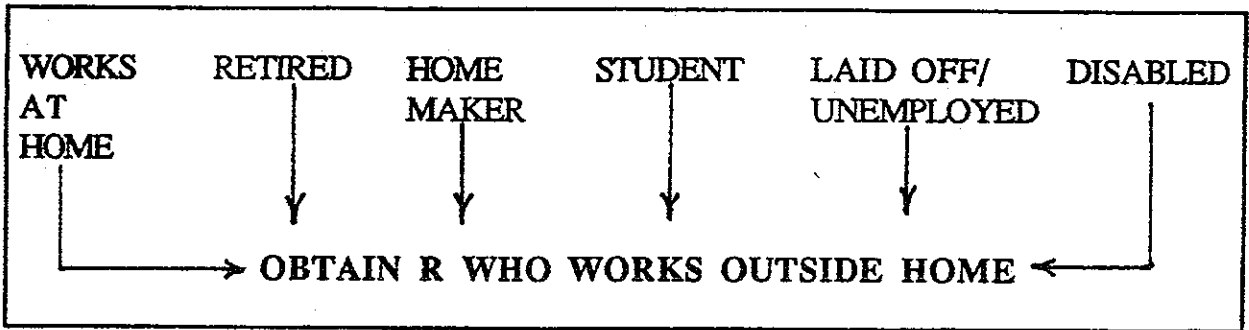
n=218 cases for each survey sample. Use of available bus not reported for Tazewell/Woodford as only 9% have a bus available

Appendix

TRICOUNT

1. What is your job status - do you currently work outside your home, do you work at home, are you retired, (a homemaker), a student, or what?

1 WORKS OUTSIDE HOME



I have some questions about how you get to work. Before we continue, I want to tell you that if you do not want to answer a particular question, just tell me and we will go on to the next one.

(IF NECESSARY: As in all our transportation surveys, individual answers are kept in confidence. The results of this survey will be used to help determine transportation policies in Central Illinois.)

2. First, when you go to work each day, do you usually go to the same place?

1 YES

3. On an average day, about how long does it take you to get from your home to the place where you work?

0-15	60.4
16-30	32.6
over 30	7.0

_____ hours _____ minutes

4. What town or community do you work in?

1 PEORIA 50.6%	2 PEKIN 6.2%	4 MORTON 4.0%
5 E. PEORIA 4.8%	14 METAMORA 1.4%	17 BARTONVILLE 5.4%
23 EUREKA .3%	24 WASHINGTON 4.5%	50 BLOOMINGTON/NORMAL 2.3%

OTHER (SPECIFY) _____

2 NO

MOSSVILLE 4.8%
 CHILLI 2.5%
 MAPLETOW 2.5%

WORK COUNTY
 Peo 68.9
 TAZ 22.6
 WOOD 3.4
 McLEAN 2.3

TRICOUNT

5. How do you usually get to work - in your own car, in someone else's car, do you walk, or what?

1 OWN CAR
92.4

6. Does anybody go in the car with you when you go to work?

YES How many people usually go with you? _____

0 NO

0 87.9 %
1 9.1
2 2.2
3 .3
4 .5

2.8 2 SOMEONE ELSE'S CAR/CARPOOL

2.0 3 COMPANY VAN/BUS

1.0 4 GP TRANSIT BUS

5 5 WALK

6 BICYCLE

OTHER (SPECIFY) _____

7. What things concerning your travel to work do you consider problems and would like to see changed if possible? (Could you tell me a little more about that? Anything else?) WRITE LOCATION OF PROBLEM.

64.0 NONE (Code 99)

for further detail see graph

1 PEORIA INTERSECTION

2 TRAFFIC DANGER

3 EAST PEORIA INTERSECTION

4 CONGESTION

5 PEKIN INTERSECTION

6 PUBLIC TRANSPORT

OTHER INTERSECTION (SPECIFY) _____

I-74 ON/OFF RAMP

TRICOUNT

8. How much of a problem do you have with traffic congestion when you go to work - a great problem, a moderate problem, a slight problem or no problem at all?

3.6	1 GREAT PROBLEM	2 MODERATE PROBLEM	3 SLIGHT PROBLEM	4 NO PROBLEM AT ALL
		16.7	22.8	56.9

9. In your opinion, how important is it to improve and expand the road system in central Illinois - Is it very important, somewhat important or not important?

24.2	1 VERY IMPORTANT	2 SOMEWHAT IMPORTANT	3 NOT IMPORTANT	8 DONT KNOW
		35.5	17.1	2.8

10. Thinking for a moment about riding bicycles - how important is it to have better bicycle riding opportunities in Central Illinois- Is it very important, somewhat important or not important?

45.6	1 VERY IMPORTANT	2 SOMEWHAT IMPORTANT	3 NOT IMPORTANT	8 DONT KNOW
		29.7	20.5	4.1

11. As far as you know, does the bus company, GP Transit, provide bus service from your home to your work?

1 YES 23.0

71.4
2 NO

5.6
8 DONT KNOW

12. Have you used the bus to go to work in the last 12 months?

36.7 1 YES → 14. Have you used it to go to work in the last week, that is since last _____?

(DAY OF WEEK)

1 YES 2 NO

63.3 2 NO

8 DONT KNOW

13. If GP Transit had a bus that could take you to work, would you probably use it?

28.1 1 YES/PROBABLY WOULD

70.2 2 NO/PROBABLY NOT

1.7
8 DONT KNOW

TRICOUNT

15. How important is it to have better public bus service: very important, somewhat important or not important?

1 VERY IMPORTANT	2 SOMEWHAT IMPORTANT	3 NOT IMPORTANT	8 DONT KNOW
41.8	30.9	23.7	

16. Some places have organized "car pools" where people ride to work together in one car instead of each going to work separately. What do you think - how important is it to have more carpooling in central Illinois? - (very important, somewhat important or not important?)

1 VERY IMPORTANT	2 SOMEWHAT IMPORTANT	3 NOT IMPORTANT	8 DONT KNOW
30.1	42.1	24.5	3.6

17. If you could use a carpool to go to work, do you think that you probably would?

1 YES/PROBABLY	2 NO/PROBABLY NOT	8 DONT KNOW
53.3	44.4	2.3

18. As you may know, a new interstate highway is being planned for our area. It would go from Mossville, where route 6 now ends, and cross the Illinois River on a new bridge. It would connect to I-74 in East Peoria, going past Washington and Morton. (This would complete a "ring road" around Peoria.) Have you heard anything about this planned highway before?

1 YES	2 NO	8 DONT KNOW
42.3	57.4	.3

19. What do you think of this idea? On the whole, do you favor building this highway or are you against the idea?

1 FAVOR	2 MIXED/NEUTRAL	3 AGAINST	8 DONT KNOW
64.3	16.8	9.7	9.2

20. Planners are also considering building a more direct interstate highway connection between the Peoria area and Chicago. Have you heard anything about this plan before?

1 YES	2 NO	8 DONT KNOW
72.4	27.0	1.5

TRICOUNT

21. What do you think of this idea? Do you favor building this highway to Chicago or are you against the idea?

1 FAVOR 57.4 2 MIXED/NEUTRAL 14.5 3 AGAINST 21.4 8 DON'T KNOW 6.6

22 In your opinion, how important is it to control the growth of communities in central Illinois? - Do you think this is very important, somewhat important or not important?

1 VERY IMPORTANT 21.7 2 SOMEWHAT IMPORTANT 41.8 3 NOT IMPORTANT 25.0

(6 IMPORTANT NOT TO) 6.1

(8 DON'T KNOW)

5.4

23. My last questions are background questions. What town or community do you live in?

1 PEORIA 32.5 2 PEKIN 10.7 4 MORTON 5.6 5 E. PEORIA 6.6

14 METAMORA .3 17 BARTONVILLE 3.0 23 EUREKA 1.5 24 WASHINGTON 9.9

OTHER (SPECIFY) _____

CHILLI 4.6
TREMONT 3.3

24. Including yourself, how many people are there in your household?

1 59.4
2 29.1
3 4.0
4 29.3
5 7.5

(IF ONLY ONE, GO TO Q.26 AND ENTER 0 IN Q.25)

0 52.6
1 20.9
2 18.1
3 6.9
4 1.5

25. And how many are under 18? _____

26. Are you under 30 years old, 31 to 40, 41 to 50, 51 to 65, or over 65?

1 UNDER 30 19.8 2 31-40 32.0 3 41 to 50 28.4 4 51 to 65 18.3 5 OVER 65 1.5

That was my last question. Thank you very much for your time and help with our study.

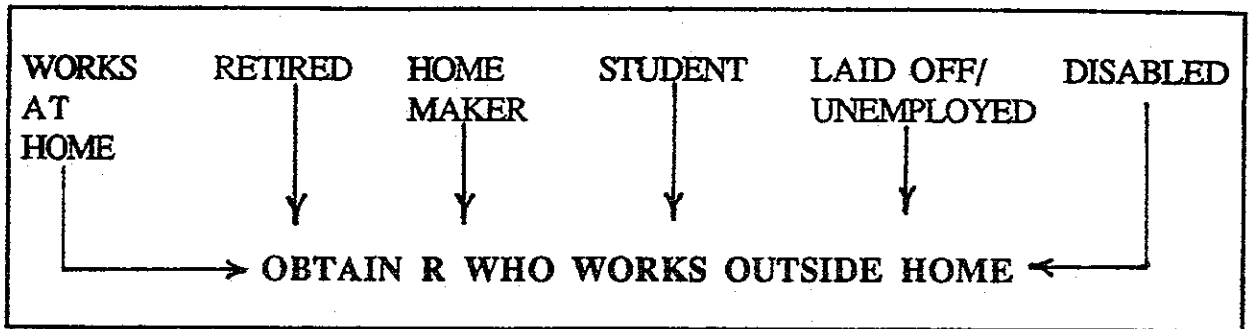
27. RECORD SEX OF RESPONDENT. (DO NOT ASK!)

1 MALE 2 FEMALE

TAZWOOD

1. What is your job status - do you currently work outside your home, do you work at home, are you retired, (a homemaker), a student, or what?

1 WORKS OUTSIDE HOME



I have some questions about how you get to work. Before we continue, I want to tell you that if you do not want to answer a particular question, just tell me and we will go on to the next one.

(IF NECESSARY: As in all our transportation surveys, individual answers are kept in confidence. The results of this survey will be used to help determine transportation policies in Central Illinois.)

2. First, when you go to work each day, do you usually go to the same place?

1 YES

3. On an average day, about how long does it take you to get from your home to the place where you work?

0-15	56.2
16-30	36.7
over 30	7.1

_____ hours _____ minutes

4. What town or community do you work in?

- | | | |
|-----------------|-------------------|-------------------------------|
| 1 PEORIA 36.1 | 2 PEKIN 13.6 | 4 MORTON 8.1 |
| 5 E. PEORIA 7.8 | 14 METAMORA 1.9 | 17 BARTONVILLE 2.8 |
| 23 EUREKA .8 | 24 WASHINGTON 4.7 | 50 BLOOMINGTON/
NORMAL 3.1 |

OTHER (SPECIFY) _____

WORK COUNTY

- | | |
|----------|------------|
| Peo 45.6 | McLEAW 3.6 |
| TAZ 41.1 | |
| WDF 7.8 | |

2 NO

TAZWOOD

5. How do you usually get to work - in your own car, in someone else's car, do you walk, or what?

4.6 OWN CAR

6. Does anybody go in the car with you when you go to work?

YES How many people usually go with you? _____

0 NO

0 90.4

1 6.5

2 2.6

4 1.5

2.7 2 SOMEONE ELSE'S CAR/CARPOOL

2.0 3 COMPANY VAN/BUS

1.0 4 GP TRANSIT BUS

1.0 5 WALK

1.0 6 BICYCLE

OTHER (SPECIFY) _____

7. What things concerning your travel to work do you consider problems and would like to see changed if possible? (Could you tell me a little more about that? Anything else?) WRITE LOCATION OF PROBLEM.

68.8

NONE (Code 99)

for further detail see graph

1 PEORIA INTERSECTION

2 TRAFFIC DANGER

3 EAST PEORIA INTERSECTION

4 CONGESTION

5 PEKIN INTERSECTION

6 PUBLIC TRANSPORT

OTHER INTERSECTION (SPECIFY) _____

I-74 ON/OFF RAMP

TAZWOOD

8. How much of a problem do you have with traffic congestion when you go to work - a great problem, a moderate problem, a slight problem or no problem at all?

1 GREAT PROBLEM	2 MODERATE PROBLEM	3 SLIGHT PROBLEM	4 NO PROBLEM AT ALL
3.7	17.0	26.2	53.1

9. In your opinion, how important is it to improve and expand the road system in central Illinois - Is it very important, somewhat important or not important?

1 VERY IMPORTANT	2 SOMEWHAT IMPORTANT	3 NOT IMPORTANT	8 DONT KNOW
44.5	41.0	14.0	.5

10. Thinking for a moment about riding bicycles - how important is it to have better bicycle riding opportunities in Central Illinois- Is it very important, somewhat important or not important?

1 VERY IMPORTANT	2 SOMEWHAT IMPORTANT	3 NOT IMPORTANT	8 DONT KNOW
38.0	44.0	17.0	1.0

11. As far as you know, does the bus company, GP Transit, provide bus service from your home to your work?

1 YES	2 NO	8 DONT KNOW
9.1	86.7	4.7

12. Have you used the bus to go to work in the last 12 months?

10.8 1 YES 14. Have you used it to go to work in the last week, that is since last _____?

(DAY OF WEEK)

1 YES	2 NO
89.2	100%

8 DONT KNOW

13. If GP Transit had a bus that could take you to work, would you probably use it?

29.9 1 YES/PROBABLY WOULD

70.0 2 NO/PROBABLY NOT

1.1 8 DONT KNOW

TAZWOOD

15. How important is it to have better public bus service: very important, somewhat important or not important?

1 VERY IMPORTANT	2 SOMEWHAT IMPORTANT	3 NOT IMPORTANT	8 DONT KNOW
36.3	32.7	27.3	1.7

16. Some places have organized "car pools" where people ride to work together in one car instead of each going to work separately. What do you think - how important is it to have more carpooling in central Illinois? - (very important, somewhat important or not important?)

1 VERY IMPORTANT	2 SOMEWHAT IMPORTANT	3 NOT IMPORTANT	8 DONT KNOW
31.4	42.0	22.9	3.7

17. If you could use a carpool to go to work, do you think that you probably would?

1 YES/PROBABLY	2 NO/PROBABLY NOT	8 DONT KNOW
54.3	44.5	1.2

18. As you may know, a new interstate highway is being planned for our area. It would go from Mossville, where route 6 now ends, and cross the Illinois River on a new bridge. It would connect to I-74 in East Peoria, going past Washington and Morton. (This would complete a "ring road" around Peoria.) Have you heard anything about this planned highway before?

1 YES	2 NO	8 DONT KNOW
42.8	56.8	1.5

19. What do you think of this idea? On the whole, do you favor building this highway or are you against the idea?

1 FAVOR	2 MIXED/NEUTRAL	3 AGAINST	8 DONT KNOW
57.2	23.3	10.6	8.8

20. Planners are also considering building a more direct interstate highway connection between the Peoria area and Chicago. Have you heard anything about this plan before?

1 YES	2 NO	8 DONT KNOW
73.0	25.8	1.2

TAZWOOD

21. What do you think of this idea? Do you favor building this highway to Chicago or are you against the idea?

1 FAVOR 54.3 2 MIXED/NEUTRAL 18.4 3 AGAINST 21.1 8 DONT KNOW 6.1

22. In your opinion, how important is it to control the growth of communities in central Illinois? - Do you think this is very important, somewhat important or not important?

1 VERY IMPORTANT 20.1 2 SOMEWHAT IMPORTANT 40.8 3 NOT IMPORTANT 26.8

(6 IMPORTANT NOT TO) 9.1 (8 DONT KNOW) 3.2

23. My last questions are background questions. What town or community do you live in?

1 PEORIA 2 PEKIN 23.7 4 MORTON 12.2 5 E. PEORIA 12.7

14 METAMORA 3.4 17 BARTONVILLE 23 EUREKA 3.7 24 WASHINGTON 16.9

OTHER (SPECIFY) _____

TREMONT 4.6

COUNTY

TAZ 89.8

WOOD 15.2

24. Including yourself, how many people are there in your household?

1 1.2 5 15.7
2 28.7 ~~6 3.2~~
3 24.8 7 1.5
4 24.1 8 9.7

(IF ONLY ONE, GO TO Q.26 AND ENTER 0 IN Q.25)

0 47.2 4 1.5
1 22.1
2 17.7 5 2.0
3 9.6

25. And how many are under 18? _____

26. Are you under 30 years old, 31 to 40, 41 to 50, 51 to 65, or over 65?

1 UNDER 30 15.6 2 31-40 32.0 3 41 to 50 33.0 4 51 to 65 19.3 5 OVER 65 0


That was my last question. Thank you very much for your time and help with our study.

27. RECORD SEX OF RESPONDENT. (DO NOT ASK!)

1 MALE 2 FEMALE

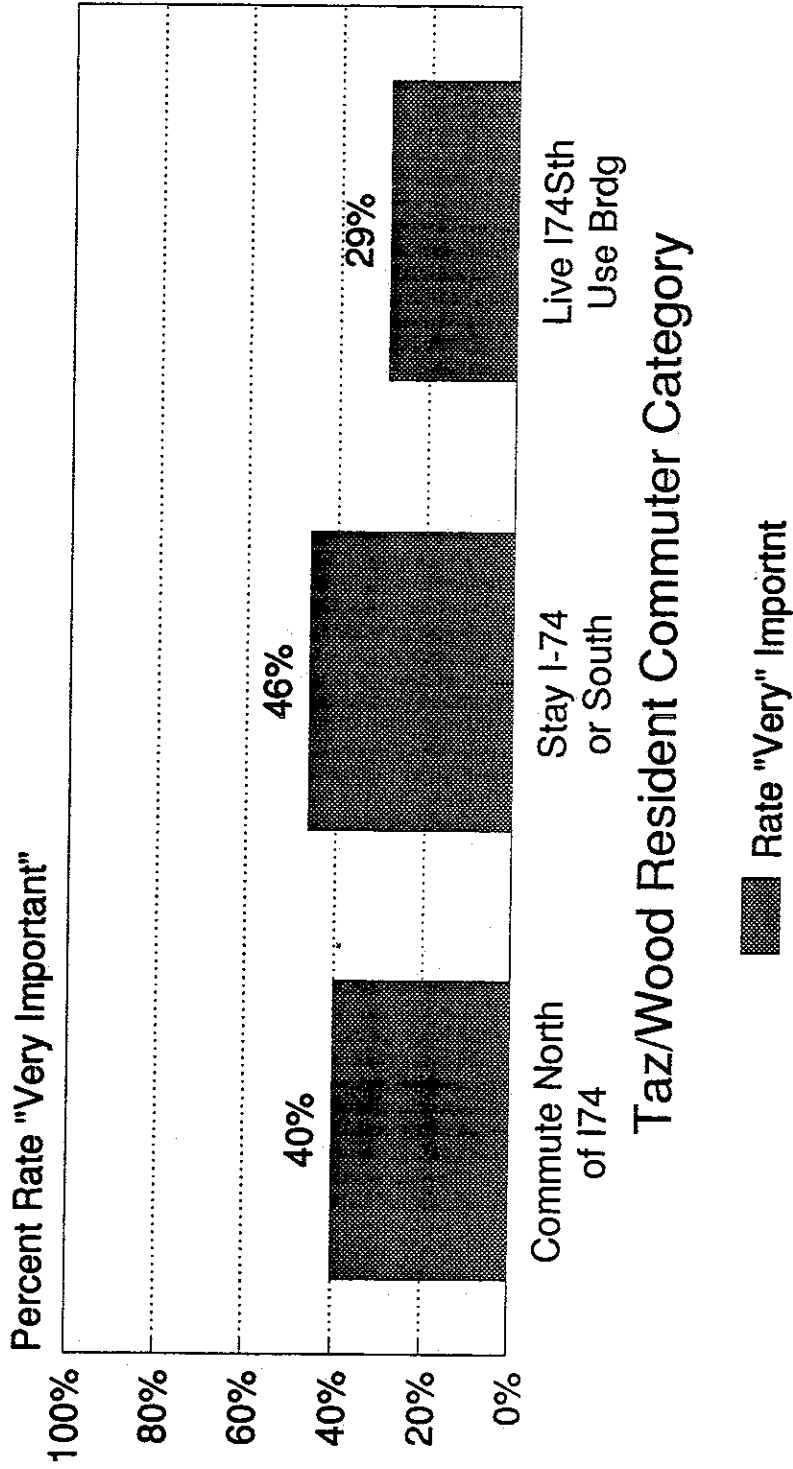
Response Differences
Between
Tazewell/Woodford
Resident Commuter
Categories

How important is it to improve/expand the Road System? (% "Very Important" Within Each Taz/Wood Commuter Category)



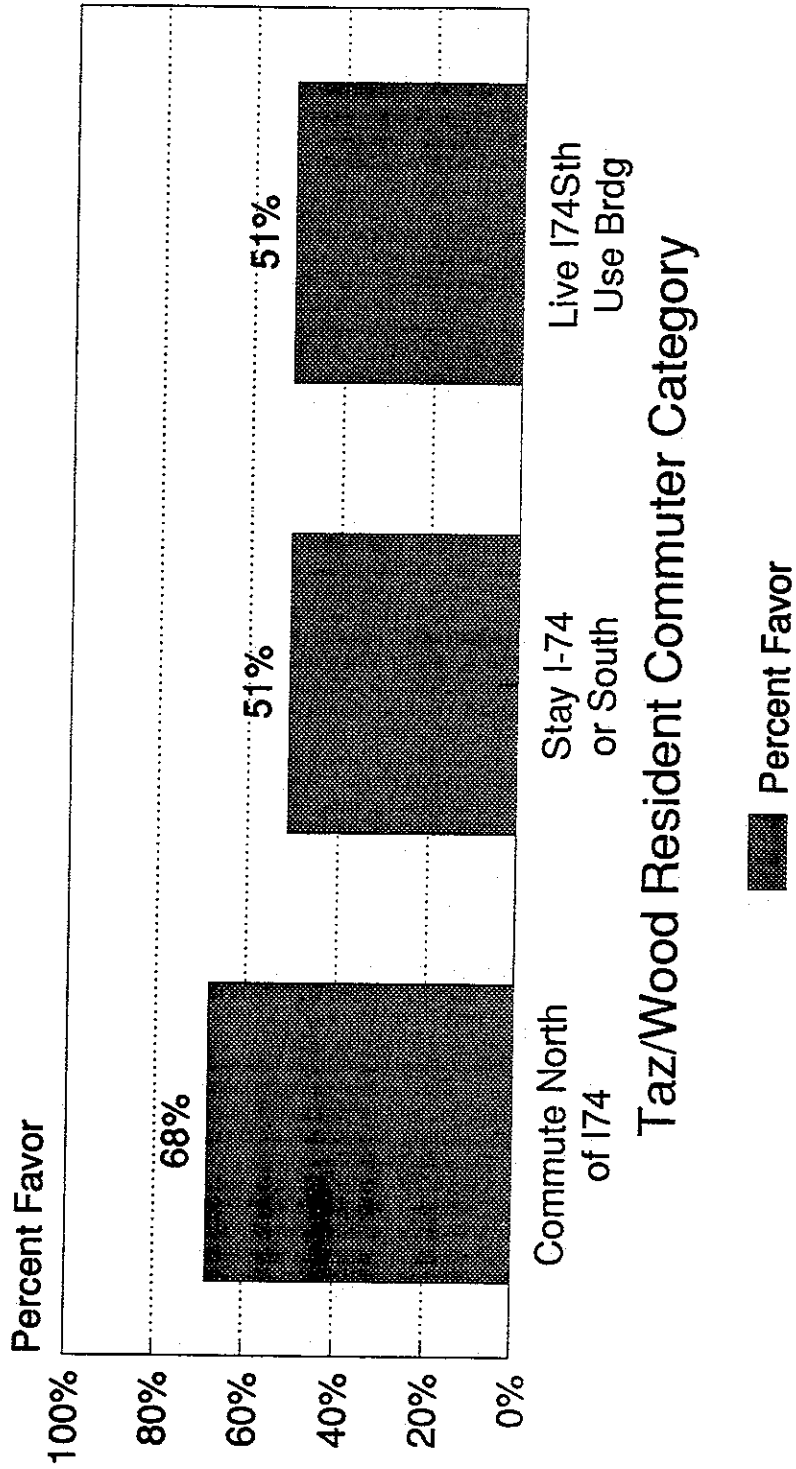
Significant response difference between three Tazewell/Woodford categories of residents working outside the home.

How important is it to Have Better Public Bus Service? (% "Very Important" Within Each Taz/Wood Commuter Category)



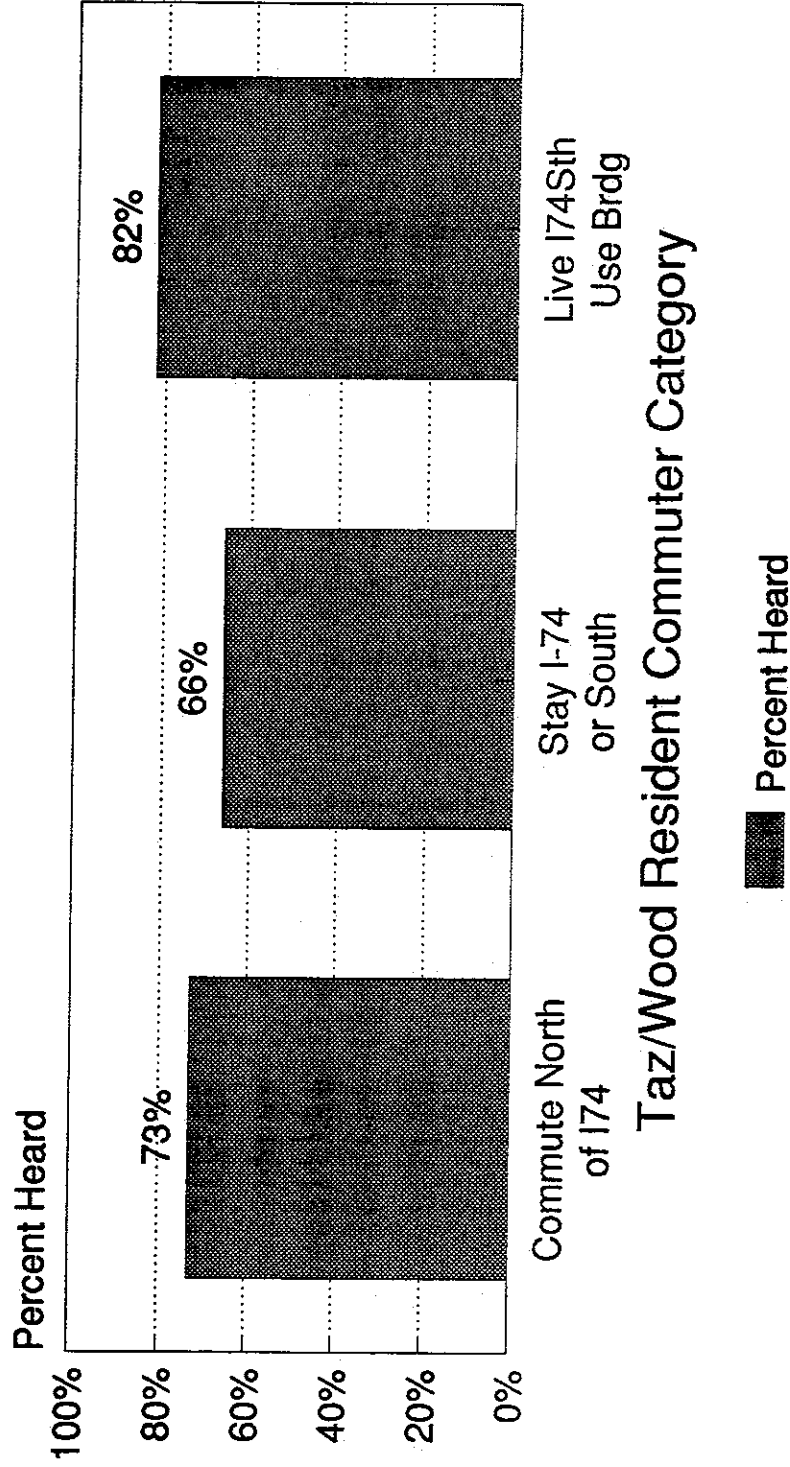
Significant response difference between three Tazewell/Woodford categories of residents working outside the home.

Do You Favor Building Proposed Ring Road Around East Peoria? (% Favor Within Each Tazewell/Woodford Commuter Category)



Significant response difference between three Tazewell/Woodford categories of residents working outside the home.

Have You Heard Of Proposed More Direct Highway to Chicago? (% Heard Of Each Tazewell/Woodford Commuter Category)



Significant response difference between three Tazewell/Woodford categories of residents working outside the home.